
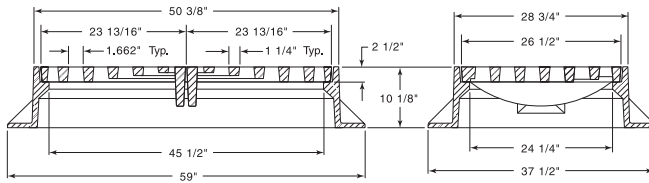


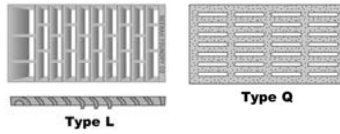
**R-3572 Series**  
**4-Flange Gutter Inlet Frame, Double Grate**

Heavy Duty



CATALOG NUMBER	GRATE TYPE	SQ. FT. OPEN	WEIR PERIMETER LINEAL FEET
R-3572-2D	R	3.8	12.3
R-3572-2L	L	4.6	12.3
R-3572-2Q	Q	1.8	12.3

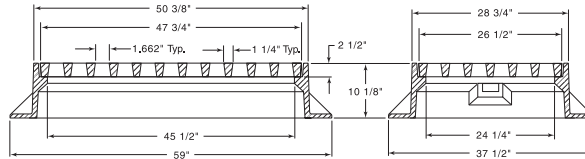
Standard Grate (shown): Type R



Available with two-piece Type L grates, order **R-3572-2L**.  
Available with two-piece Type Q grates, order **R-3572-2Q**.

**R-3572-A**  
**4-Flange Gutter Inlet Frame, Diagonal Bar Grate**

Heavy Duty


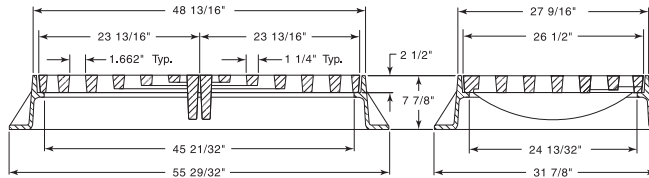


CATALOG NUMBER	GRATE TYPE	SQ. FT. OPEN	WEIR PERIMETER LINEAL FEET
R-3572-A	R	4.4	12.3

Grate is reversible for right or left hand flow.

**R-3573-2D**  
**3-Flange Gutter Inlet Frame, Double Grate**

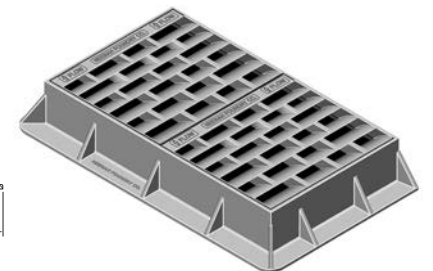
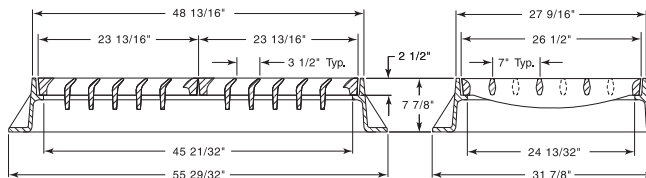
Heavy Duty



CATALOG NUMBER	GRATE TYPE	SQ. FT. OPEN	WEIR PERIMETER LINEAL FEET
R-3573-2D	R	3.8	12.3

**R-3573-2L**  
**3-Flange Gutter Inlet Frame, Double Grate**

Heavy Duty



CATALOG NUMBER	GRATE TYPE	SQ. FT. OPEN	WEIR PERIMETER LINEAL FEET
R-3573-2L	L	4.6	12.3